










CÂMARA MUNICIPAL

Resultados de 2021

Secção	Inscritos	Votantes	PCP-PEV	PS	MCCP	CH	PPD/PSD	B.E.	CDS-PP.MPT	NC	R.I.R.	PPM	Em Branco	Nulos													
1 ES Pinhal Novo	785	347	44,20%	131	37,75%	79	22,77%	46	13,26%	18	5,19%	20	5,76%	19	5,48%	17	4,90%	7	2,02%	1	0,29%	0	0,00%	9	2,59%	0	0,00%
2 ES Pinhal Novo	785	332	42,29%	116	34,94%	86	25,90%	31	9,34%	27	8,13%	19	5,72%	16	4,82%	11	3,31%	5	1,51%	2	0,60%	1	0,30%	13	3,92%	5	1,51%
3 ES Pinhal Novo	785	319	40,64%	124	38,87%	67	21,00%	29	9,09%	27	8,46%	21	6,58%	22	6,90%	10	3,13%	7	2,19%	1	0,31%	0	0,00%	4	1,25%	7	2,19%
4 ES Pinhal Novo	785	293	37,32%	99	33,79%	49	16,72%	37	12,63%	25	8,53%	33	11,26%	14	4,78%	8	2,73%	4	1,37%	3	1,02%	1	0,34%	16	5,46%	4	1,37%
5 ES Pinhal Novo	785	317	40,38%	102	32,18%	70	22,08%	40	12,62%	22	6,94%	31	9,78%	21	6,62%	16	5,05%	3	0,95%	1	0,32%	0	0,00%	7	2,21%	4	1,26%
6 ES Pinhal Novo	785	338	43,06%	136	40,24%	56	16,57%	41	12,13%	26	7,69%	24	7,10%	20	5,92%	10	2,96%	2	0,59%	4	1,18%	0	0,00%	15	4,44%	4	1,18%
7 ES Pinhal Novo	785	358	45,61%	134	37,43%	86	24,02%	42	11,73%	25	6,98%	18	5,03%	22	6,15%	9	2,51%	4	1,12%	4	1,12%	0	0,00%	10	2,79%	4	1,12%
8 ES Pinhal Novo	785	362	46,11%	131	36,19%	84	23,20%	38	10,50%	35	9,67%	27	7,46%	14	3,87%	13	3,59%	4	1,10%	0	0,00%	0	0,00%	14	3,87%	2	0,55%
9 ES Pinhal Novo	785	333	42,42%	134	40,24%	73	21,92%	32	9,61%	26	7,81%	21	6,31%	16	4,80%	13	3,90%	3	0,90%	1	0,30%	0	0,00%	9	2,70%	5	1,50%
10 ES Pinhal Novo	785	311	39,62%	106	34,08%	88	28,30%	35	11,25%	19	6,11%	24	7,72%	13	4,18%	10	3,22%	3	0,96%	1	0,32%	0	0,00%	8	2,57%	4	1,29%
11 ES Pinhal Novo	785	355	45,22%	134	37,75%	103	29,01%	32	9,01%	21	5,92%	19	5,35%	17	4,79%	9	2,54%	4	1,13%	4	1,13%	0	0,00%	8	2,25%	4	1,13%
12 ES Pinhal Novo	785	294	37,45%	127	43,20%	58	19,73%	34	11,56%	16	5,44%	20	6,80%	15	5,10%	12	4,08%	5	1,70%	3	1,02%	0	0,00%	3	1,02%	1	0,34%
13 ES Pinhal Novo	785	342	43,57%	114	33,33%	74	21,64%	33	9,65%	36	10,53%	31	9,06%	14	4,09%	13	3,80%	6	1,75%	1	0,29%	0	0,00%	10	2,92%	10	2,92%
14 ES Pinhal Novo	785	290	36,94%	107	36,90%	53	18,28%	36	12,41%	26	8,97%	24	8,28%	13	4,48%	12	4,14%	6	2,07%	3	1,03%	0	0,00%	10	3,45%	0	0,00%
15 ES Pinhal Novo	787	292	37,10%	96	32,88%	68	23,29%	44	15,07%	27	9,25%	21	7,19%	12	4,11%	11	3,77%	1	0,34%	1	0,34%	0	0,00%	5	1,71%	6	2,05%
16 Pav. Desportivo Municipal	787	341	43,33%	130	38,12%	87	25,51%	28	8,21%	24	7,04%	22	6,45%	22	6,45%	5	1,47%	6	1,76%	2	0,59%	0	0,00%	8	2,35%	7	2,05%
17 Pav. Desportivo Municipal	787	358	45,49%	126	35,20%	99	27,65%	30	8,38%	32	8,94%	17	4,75%	19	5,31%	12	3,35%	2	0,56%	7	1,96%	0	0,00%	13	3,63%	1	0,28%
18 Pav. Desportivo Municipal	787	345	43,84%	137	39,71%	75	21,74%	38	11,01%	20	5,80%	17	4,93%	21	6,09%	8	2,32%	7	2,03%	3	0,87%	0	0,00%	13	3,77%	6	1,74%
19 Pav. Desportivo Municipal	787	342	43,46%	129	37,72%	55	16,08%	38	11,11%	24	7,02%	28	8,19%	21	6,14%	9	2,63%	4	1,17%	6	1,75%	2	0,58%	19	5,56%	7	2,05%
20 Pav. Desportivo Municipal	787	335	42,57%	131	39,10%	68	20,30%	40	11,94%	28	8,36%	21	6,27%	16	4,78%	7	2,09%	6	1,79%	1	0,30%	0	0,00%	10	2,99%	7	2,09%
21 Pav. Desportivo Municipal	787	347	44,09%	136	39,19%	97	27,95%	24	6,92%	19	5,48%	22	6,34%	16	4,61%	9	2,59%	8	2,31%	0	0,00%	1	0,29%	9	2,59%	6	1,73%
22 Pav. Desportivo Municipal	787	336	42,69%	120	35,71%	77	22,92%	40	11,90%	25	7,44%	28	8,33%	17	5,06%	8	2,38%	3	0,89%	2	0,60%	0	0,00%	11	3,27%	5	1,49%
23 Pav. Desportivo Municipal	787	308	39,14%	109	35,39%	67	21,75%	30	9,74%	31	10,06%	23	7,47%	16	5,19%	10	3,25%	6	1,95%	3	0,97%	1	0,32%	6	1,95%	6	1,95%
24 Pav. Desportivo Municipal	787	308	39,14%	122	39,61%	68	22,08%	28	9,09%	21	6,82%	19	6,17%	18	5,84%	5	1,62%	7	2,27%	2	0,65%	0	0,00%	13	4,22%	5	1,62%
25 EB Palhota	419	157	37,47%	60	38,22%	48	30,57%	10	6,37%	11	7,01%	7	4,46%	10	6,37%	0	0,00%	0	0,00%	4	2,55%	0	0,00%	4	2,55%	3	1,91%
26 EB Palhota	419	147	35,08%	55	37,41%	34	23,13%	12	8,16%	18	12,24%	9	6,12%	8	5,44%	4	2,72%	1	0,68%	3	2,04%	0	0,00%	3	2,04%	0	0,00%
27 EB Carregueira	600	261	43,50%	105	40,23%	56	21,46%	15	5,75%	23	8,81%	24	9,20%	13	4,98%	11	4,21%	3	1,15%	2	0,77%	0	0,00%	4	1,53%	5	1,92%
28 EB Carregueira	401	163	40,65%	49	30,06%	34	20,86%	12	7,36%	20	12,27%	16	9,82%	8	4,91%	9	5,52%	5	3,07%	1	0,61%	0	0,00%	5	3,07%	4	2,45%
29 Grp. Desportivo Rio Frio	182	95	52,20%	33	34,74%	32	33,68%	2	2,11%	12	12,63%	5	5,26%	1	1,05%	2	2,11%	2	2,11%	3	3,16%	0	0,00%	1	1,05%	2	2,11%
30 Grp. Folclórico Olhos Água	267	114	42,70%	34	29,82%	25	21,93%	13	11,40%	11	9,65%	8	7,02%	11	9,65%	8	7,02%	0	0,00%	0	0,00%	0	0,00%	2	1,75%	2	1,75%
31 EB Lagoa da Palha	645	278	43,10%	97	34,89%	66	23,74%	29	10,43%	27	9,71%	15	5,40%	13	4,68%	16	5,76%	2	0,72%	4	1,44%	0	0,00%	2	0,72%	7	2,52%
32 Grp. Desportivo Valdera	707	265	37,48%	109	41,13%	72	27,17%	13	4,91%	21	7,92%	13	4,91%	9	3,40%	4	1,51%	4	1,51%	3	1,13%	2	0,75%	9	3,40%	6	2,26%
<b>TOTAL</b>	<b>22.500</b>	<b>9.383</b>	<b>41,70%</b>	<b>3.473</b>	<b>37,01%</b>	<b>2.154</b>	<b>22,96%</b>	<b>952</b>	<b>10,15%</b>	<b>743</b>	<b>7,92%</b>	<b>647</b>	<b>6,90%</b>	<b>487</b>	<b>5,19%</b>	<b>301</b>	<b>3,21%</b>	<b>130</b>	<b>1,39%</b>	<b>76</b>	<b>0,81%</b>	<b>8</b>	<b>0,09%</b>	<b>273</b>	<b>2,91%</b>	<b>139</b>	<b>1,48%</b>

ASSEMBLEIA MUNICIPAL

Resultados de 2021

Secção	Inscritos	Votantes																			Em Branco	Nulos			
			PCP-PEV	PS	MCCP	CH	PPD/PSD	B.E.	CDS-PP.MPT	NC	R.I.R.														
1 ES Pinhal Novo	785	347	44,20%	127	36,60%	82	23,63%	44	12,68%	19	5,48%	23	6,63%	23	6,63%	12	3,46%	5	1,44%	2	0,58%	10	2,88%	0	0,00%
2 ES Pinhal Novo	785	332	42,29%	111	33,43%	94	28,31%	28	8,43%	29	8,73%	21	6,33%	17	5,12%	10	3,01%	3	0,90%	1	0,30%	13	3,92%	5	1,51%
3 ES Pinhal Novo	785	319	40,64%	120	37,62%	67	21,00%	28	8,78%	25	7,84%	24	7,52%	26	8,15%	6	1,88%	9	2,82%	3	0,94%	5	1,57%	6	1,88%
4 ES Pinhal Novo	785	293	37,32%	88	30,03%	53	18,09%	34	11,60%	27	9,22%	37	12,63%	17	5,80%	9	3,07%	5	1,71%	4	1,37%	15	5,12%	4	1,37%
5 ES Pinhal Novo	785	317	40,38%	100	31,55%	80	25,24%	36	11,36%	21	6,62%	30	9,46%	26	8,20%	10	3,15%	3	0,95%	2	0,63%	6	1,89%	3	0,95%
6 ES Pinhal Novo	785	338	43,06%	125	36,98%	64	18,93%	37	10,95%	28	8,28%	29	8,58%	21	6,21%	11	3,25%	2	0,59%	2	0,59%	14	4,14%	5	1,48%
7 ES Pinhal Novo	785	358	45,61%	125	34,92%	93	25,98%	37	10,34%	26	7,26%	18	5,03%	22	6,15%	9	2,51%	6	1,68%	5	1,40%	13	3,63%	4	1,12%
8 ES Pinhal Novo	785	362	46,11%	126	34,81%	91	25,14%	31	8,56%	38	10,50%	27	7,46%	16	4,42%	11	3,04%	4	1,10%	2	0,55%	14	3,87%	2	0,55%
9 ES Pinhal Novo	785	333	42,42%	121	36,34%	77	23,12%	28	8,41%	27	8,11%	23	6,91%	19	5,71%	13	3,90%	4	1,20%	6	1,80%	9	2,70%	6	1,80%
10 ES Pinhal Novo	785	311	39,62%	92	29,58%	96	30,87%	32	10,29%	21	6,75%	27	8,68%	14	4,50%	12	3,86%	2	0,64%	1	0,32%	10	3,22%	4	1,29%
11 ES Pinhal Novo	785	356	45,35%	125	35,11%	105	29,49%	33	9,27%	22	6,18%	19	5,34%	18	5,06%	9	2,53%	5	1,40%	5	1,40%	12	3,37%	3	0,84%
12 ES Pinhal Novo	785	294	37,45%	114	38,78%	66	22,45%	31	10,54%	18	6,12%	24	8,16%	18	6,12%	10	3,40%	6	2,04%	2	0,68%	3	1,02%	2	0,68%
13 ES Pinhal Novo	785	342	43,57%	94	27,49%	84	24,56%	32	9,36%	38	11,11%	33	9,65%	18	5,26%	14	4,09%	8	2,34%	2	0,58%	9	2,63%	10	2,92%
14 ES Pinhal Novo	785	290	36,94%	96	33,10%	54	18,62%	38	13,10%	27	9,31%	28	9,66%	14	4,83%	16	5,52%	6	2,07%	1	0,34%	10	3,45%	0	0,00%
15 ES Pinhal Novo	787	292	37,10%	84	28,77%	73	25,00%	39	13,36%	32	10,96%	20	6,85%	16	5,48%	12	4,11%	2	0,68%	1	0,34%	7	2,40%	6	2,05%
16 Pav. Desportivo Municipal	787	341	43,33%	115	33,72%	92	26,98%	32	9,38%	24	7,04%	25	7,33%	23	6,74%	5	1,47%	8	2,35%	3	0,88%	8	2,35%	6	1,76%
17 Pav. Desportivo Municipal	787	358	45,49%	111	31,01%	101	28,21%	31	8,66%	34	9,50%	23	6,42%	23	6,42%	11	3,07%	3	0,84%	5	1,40%	14	3,91%	2	0,56%
18 Pav. Desportivo Municipal	787	345	43,84%	116	33,62%	84	24,35%	34	9,86%	23	6,67%	20	5,80%	26	7,54%	9	2,61%	10	2,90%	3	0,87%	14	4,06%	6	1,74%
19 Pav. Desportivo Municipal	787	342	43,46%	117	34,21%	61	17,84%	36	10,53%	28	8,19%	28	8,19%	22	6,43%	8	2,34%	4	1,17%	6	1,75%	20	5,85%	12	3,51%
20 Pav. Desportivo Municipal	787	335	42,57%	114	34,03%	72	21,49%	40	11,94%	32	9,55%	20	5,97%	19	5,67%	8	2,39%	5	1,49%	4	1,19%	14	4,18%	7	2,09%
21 Pav. Desportivo Municipal	787	347	44,09%	119	34,29%	100	28,82%	23	6,63%	19	5,48%	27	7,78%	18	5,19%	12	3,46%	11	3,17%	0	0,00%	11	3,17%	7	2,02%
22 Pav. Desportivo Municipal	787	336	42,69%	104	30,95%	81	24,11%	37	11,01%	23	6,85%	37	11,01%	24	7,14%	4	1,19%	7	2,08%	3	0,89%	13	3,87%	3	0,89%
23 Pav. Desportivo Municipal	787	308	39,14%	100	32,47%	68	22,08%	28	9,09%	33	10,71%	22	7,14%	22	7,14%	13	4,22%	6	1,95%	3	0,97%	6	1,95%	7	2,27%
24 Pav. Desportivo Municipal	787	308	39,14%	103	33,44%	71	23,05%	24	7,79%	22	7,14%	25	8,12%	22	7,14%	6	1,95%	9	2,92%	2	0,65%	15	4,87%	9	2,92%
25 EB Palhota	419	157	37,47%	56	35,67%	46	29,30%	11	7,01%	9	5,73%	7	4,46%	13	8,28%	1	0,64%	2	1,27%	5	3,18%	4	2,55%	3	1,91%
26 EB Palhota	419	147	35,08%	56	38,10%	31	21,09%	13	8,84%	20	13,61%	8	5,44%	7	4,76%	3	2,04%	2	1,36%	2	1,36%	5	3,40%	0	0,00%
27 EB Carregueira	600	261	43,50%	89	34,10%	69	26,44%	16	6,13%	24	9,20%	24	9,20%	17	6,51%	9	3,45%	5	1,92%	2	0,77%	1	0,38%	5	1,92%
28 EB Carregueira	401	163	40,65%	44	26,99%	35	21,47%	11	6,75%	17	10,43%	17	10,43%	9	5,52%	9	5,52%	8	4,91%	3	1,84%	7	4,29%	3	1,84%
29 Grp. Desportivo Rio Frio	182	95	52,20%	30	31,58%	33	34,74%	1	1,05%	13	13,68%	5	5,26%	2	2,11%	1	1,05%	2	2,11%	2	2,11%	3	3,16%	3	3,16%
30 Grp. Folclórico Olhos Água	267	114	42,70%	34	29,82%	23	20,18%	14	12,28%	11	9,65%	7	6,14%	11	9,65%	9	7,89%	1	0,88%	0	0,00%	2	1,75%	2	1,75%
31 EB Lagoa da Palha	645	279	43,26%	102	36,56%	66	23,66%	35	12,54%	23	8,24%	14	5,02%	13	4,66%	15	5,38%	2	0,72%	0	0,00%	2	0,72%	7	2,51%
32 Grp. Desportivo Valdera	707	265	37,48%	98	36,98%	76	28,68%	13	4,91%	21	7,92%	13	4,91%	12	4,53%	6	2,26%	4	1,51%	4	1,51%	12	4,53%	6	2,26%
<b>TOTAL</b>	<b>22.500</b>	<b>9.385</b>	<b>41,71%</b>	<b>3.156</b>	<b>33,63%</b>	<b>2.288</b>	<b>24,38%</b>	<b>907</b>	<b>9,66%</b>	<b>774</b>	<b>8,25%</b>	<b>705</b>	<b>7,51%</b>	<b>568</b>	<b>6,05%</b>	<b>293</b>	<b>3,12%</b>	<b>159</b>	<b>1,69%</b>	<b>86</b>	<b>0,92%</b>	<b>301</b>	<b>3,21%</b>	<b>148</b>	<b>1,58%</b>

ASSEMBLEIA FREGUESIA

Resultados de 2021

Secção	Inscritos	Votantes	PCP-PEV		PS		MCCP		CH		PPD/PSD		B.E.		CDS-PP.MPT		NC		R.I.R.		Em Branco		Nulos		
			Votos	%	Votos	%	Votos	%	Votos	%	Votos	%	Votos	%	Votos	%	Votos	%	Votos	%	Votos	%	Votos	%	Votos
1 ES Pinhal Novo	785	347	44,20%	111	31,99%	85	24,50%	37	10,66%	21	6,05%	24	6,92%	26	7,49%	22	6,34%	7	2,02%	3	0,86%	11	3,17%	0	0,00%
2 ES Pinhal Novo	785	332	42,29%	111	33,43%	94	28,31%	29	8,73%	26	7,83%	23	6,93%	14	4,22%	12	3,61%	6	1,81%	1	0,30%	11	3,31%	5	1,51%
3 ES Pinhal Novo	785	319	40,64%	117	36,68%	71	22,26%	30	9,40%	24	7,52%	19	5,96%	23	7,21%	9	2,82%	9	2,82%	2	0,63%	8	2,51%	7	2,19%
4 ES Pinhal Novo	785	293	37,32%	83	28,33%	61	20,82%	30	10,24%	24	8,19%	37	12,63%	16	5,46%	11	3,75%	5	1,71%	4	1,37%	17	5,80%	5	1,71%
5 ES Pinhal Novo	785	317	40,38%	94	29,65%	76	23,97%	34	10,73%	21	6,62%	31	9,78%	23	7,26%	14	4,42%	5	1,58%	4	1,26%	11	3,47%	4	1,26%
6 ES Pinhal Novo	785	338	43,06%	120	35,50%	72	21,30%	34	10,06%	27	7,99%	26	7,69%	18	5,33%	9	2,66%	4	1,18%	3	0,89%	16	4,73%	9	2,66%
7 ES Pinhal Novo	785	358	45,61%	115	32,12%	104	29,05%	33	9,22%	26	7,26%	15	4,19%	24	6,70%	12	3,35%	6	1,68%	6	1,68%	13	3,63%	4	1,12%
8 ES Pinhal Novo	785	362	46,11%	123	33,98%	91	25,14%	27	7,46%	39	10,77%	26	7,18%	17	4,70%	15	4,14%	6	1,66%	2	0,55%	14	3,87%	2	0,55%
9 ES Pinhal Novo	785	333	42,42%	120	36,04%	79	23,72%	29	8,71%	25	7,51%	26	7,81%	15	4,50%	15	4,50%	3	0,90%	5	1,50%	11	3,30%	5	1,50%
10 ES Pinhal Novo	785	311	39,62%	86	27,65%	100	32,15%	31	9,97%	22	7,07%	28	9,00%	16	5,14%	11	3,54%	3	0,96%	1	0,32%	10	3,22%	3	0,96%
11 ES Pinhal Novo	785	355	45,22%	121	34,08%	111	31,27%	29	8,17%	20	5,63%	24	6,76%	16	4,51%	9	2,54%	6	1,69%	4	1,13%	10	2,82%	5	1,41%
12 ES Pinhal Novo	785	294	37,45%	113	38,44%	67	22,79%	33	11,22%	15	5,10%	23	7,82%	15	5,10%	14	4,76%	7	2,38%	2	0,68%	3	1,02%	2	0,68%
13 ES Pinhal Novo	785	342	43,57%	88	25,73%	97	28,36%	27	7,89%	37	10,82%	36	10,53%	17	4,97%	13	3,80%	8	2,34%	2	0,58%	7	2,05%	10	2,92%
14 ES Pinhal Novo	785	290	36,94%	90	31,03%	64	22,07%	40	13,79%	24	8,28%	25	8,62%	12	4,14%	16	5,52%	6	2,07%	1	0,34%	9	3,10%	3	1,03%
15 ES Pinhal Novo	787	292	37,10%	86	29,45%	75	25,68%	36	12,33%	26	8,90%	28	9,59%	17	5,82%	10	3,42%	1	0,34%	2	0,68%	4	1,37%	7	2,40%
16 Pav. Desportivo Municipal	787	341	43,33%	113	33,14%	92	26,98%	30	8,80%	25	7,33%	28	8,21%	23	6,74%	7	2,05%	7	2,05%	1	0,29%	9	2,64%	6	1,76%
17 Pav. Desportivo Municipal	787	358	45,49%	113	31,56%	105	29,33%	29	8,10%	32	8,94%	25	6,98%	19	5,31%	15	4,19%	2	0,56%	4	1,12%	12	3,35%	2	0,56%
18 Pav. Desportivo Municipal	787	345	43,84%	115	33,33%	92	26,67%	36	10,43%	19	5,51%	20	5,80%	24	6,96%	9	2,61%	9	2,61%	2	0,58%	14	4,06%	5	1,45%
19 Pav. Desportivo Municipal	787	344	43,71%	114	33,14%	69	20,06%	29	8,43%	26	7,56%	30	8,72%	25	7,27%	9	2,62%	6	1,74%	9	2,62%	15	4,36%	12	3,49%
20 Pav. Desportivo Municipal	787	335	42,57%	117	34,93%	68	20,30%	38	11,34%	32	9,55%	25	7,46%	17	5,07%	9	2,69%	5	1,49%	2	0,60%	12	3,58%	10	2,99%
21 Pav. Desportivo Municipal	787	347	44,09%	108	31,12%	109	31,41%	23	6,63%	21	6,05%	29	8,36%	17	4,90%	9	2,59%	10	2,88%	0	0,00%	12	3,46%	9	2,59%
22 Pav. Desportivo Municipal	787	336	42,69%	101	30,06%	89	26,49%	41	12,20%	25	7,44%	30	8,93%	15	4,46%	6	1,79%	10	2,98%	3	0,89%	13	3,87%	3	0,89%
23 Pav. Desportivo Municipal	787	308	39,14%	92	29,87%	75	24,35%	26	8,44%	30	9,74%	26	8,44%	21	6,82%	12	3,90%	8	2,60%	6	1,95%	6	1,95%	6	1,95%
24 Pav. Desportivo Municipal	787	308	39,14%	101	32,79%	67	21,75%	22	7,14%	21	6,82%	34	11,04%	18	5,84%	9	2,92%	10	3,25%	4	1,30%	16	5,19%	6	1,95%
25 EB Palhota	419	157	37,47%	58	36,94%	51	32,48%	7	4,46%	12	7,64%	5	3,18%	11	7,01%	0	0,00%	2	1,27%	4	2,55%	4	2,55%	3	1,91%
26 EB Palhota	419	147	35,08%	53	36,05%	32	21,77%	12	8,16%	19	12,93%	10	6,80%	7	4,76%	4	2,72%	1	0,68%	3	2,04%	6	4,08%	0	0,00%
27 EB Carregueira	600	261	43,50%	82	31,42%	73	27,97%	12	4,60%	25	9,58%	23	8,81%	17	6,51%	16	6,13%	4	1,53%	2	0,77%	2	0,77%	5	1,92%
28 EB Carregueira	401	163	40,65%	42	25,77%	38	23,31%	8	4,91%	17	10,43%	25	15,34%	8	4,91%	7	4,29%	7	4,29%	1	0,61%	6	3,68%	4	2,45%
29 Grp. Desportivo Rio Frio	182	95	52,20%	30	31,58%	34	35,79%	2	2,11%	13	13,68%	5	5,26%	1	1,05%	2	2,11%	3	3,16%	2	2,11%	1	1,05%	2	2,11%
30 Grp. Folclórico Olhos Água	267	114	42,70%	35	30,70%	25	21,93%	10	8,77%	11	9,65%	8	7,02%	11	9,65%	8	7,02%	1	0,88%	0	0,00%	3	2,63%	2	1,75%
31 EB Lagoa da Palha	645	277	42,95%	91	32,85%	75	27,08%	29	10,47%	25	9,03%	11	3,97%	17	6,14%	15	5,42%	3	1,08%	3	1,08%	2	0,72%	6	2,17%
32 Grp. Desportivo Valdera	707	265	37,48%	102	38,49%	87	32,83%	10	3,77%	20	7,55%	11	4,15%	8	3,02%	4	1,51%	5	1,89%	3	1,13%	9	3,40%	6	2,26%
<b>TOTAL</b>	<b>22.500</b>	<b>9.384</b>	<b>41,71%</b>	<b>3.045</b>	<b>32,45%</b>	<b>2.428</b>	<b>25,87%</b>	<b>843</b>	<b>8,98%</b>	<b>750</b>	<b>7,99%</b>	<b>736</b>	<b>7,84%</b>	<b>528</b>	<b>5,63%</b>	<b>333</b>	<b>3,55%</b>	<b>175</b>	<b>1,86%</b>	<b>91</b>	<b>0,97%</b>	<b>297</b>	<b>3,16%</b>	<b>158</b>	<b>1,68%</b>